

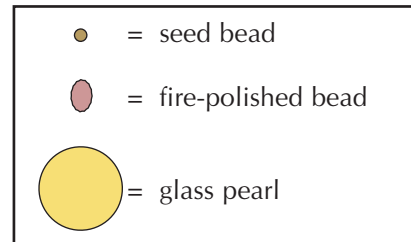
If you would like to be notified when new patterns are posted, please send an e-mail to me at espresso@sonic.net to subscribe to my mailing list.

Flower Earrings



MATERIALS:

- About 2 yards of 6 lb. FireLine
- One 6mm glass pearl (or any 6mm accent bead)
- Approximately 136 size 11/0 seed beads
- 34 size 3mm fire-polished beads
- two small (2-4mm) jump rings
- a pair of ear wires, or whichever type of earring finding you prefer

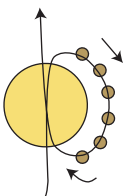


STEP 1: Thread your needle with about a yard of FireLine.

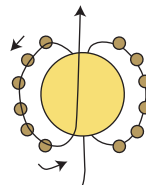
String a glass pearl and six seed beads.

Leaving about an eight-inch tail, go around and back up through the glass pearl. Pull tight.

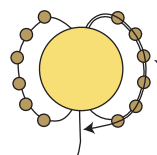
Note, you will not be making a knot so keep the tension tight:



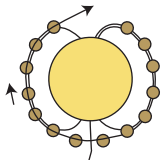
STEP 2: String six seed beads. Go around and back up through the glass pearl so that this set of six seed beads is on the left side of the glass pearl. Pull tight:



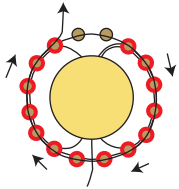
STEP 3: Go back down through the six seed beads on the right side of the glass pearl that you added in Step 1:



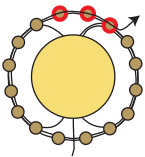
STEP 4: String two seed beads. Continue on back up through the six seed beads on the left side of the glass pearl:



STEP 5: String two seed beads. Go back around through all the seed beads highlighted in **RED**, forming a ring of sixteen seed beads:

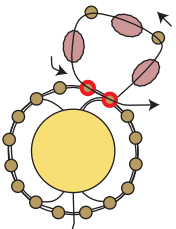


STEP 6: Go back through the three seed beads on the ring of sixteen seed beads highlighted in **RED**:

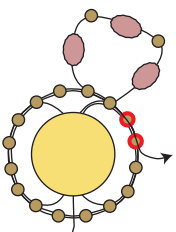


STEP 7: String a fire-polished bead, a seed bead, a fire-polished bead, a seed bead and a fire-polished bead.

Go around and back through the last two of the three seed beads that you went through in the last step (both beads highlighted in **RED**):

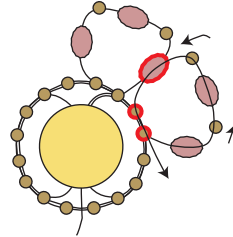


STEP 8: Go through the next two seed beads on the ring of sixteen seed beads (both beads highlighted in **RED**):

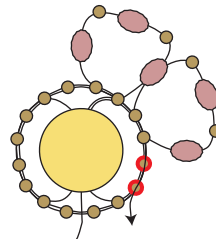


STEP 9: String a fire-polished bead, a seed bead, a fire-polished bead and a seed bead.

Go around and back down through the fire-polished bead that you added in Step 7, and then through the two seed beads on the circle of sixteen seed beads that you exited at the end of the last step (all beads highlighted in **RED**):

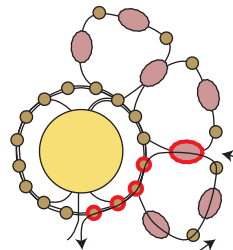


STEP 10: Go through the next two seed beads on the ring of sixteen seed beads (both beads highlighted in **RED**):



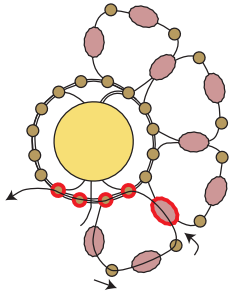
STEP 11: String a fire-polished bead, a seed bead, a fire-polished bead and a seed bead.

Go around and back across through the fire-polished bead that you added in Step 9, through the two seed beads on the circle of sixteen seed beads that you exited at the end of the last step and then through the next two seed beads on the ring of sixteen seed beads (all beads highlighted in **RED**):



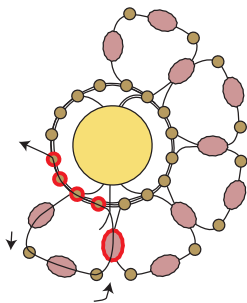
STEP 12: String a fire-polished bead, a seed bead, a fire-polished bead and a seed bead.

Go around and back up through the fire-polished bead that you added in the last step, through the two seed beads on the circle of sixteen seed beads that you exited at the end of the last step and then through the next two seed beads on the ring of sixteen seed beads (all beads highlighted in **RED**):



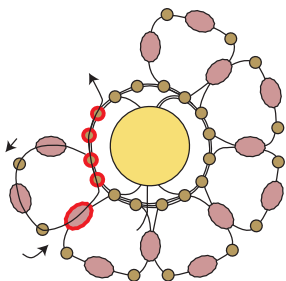
STEP 13: String a fire-polished bead, a seed bead, a fire-polished bead and a seed bead.

Go around and back up through the fire-polished bead that you added in the last step, through the two seed beads on the circle of sixteen seed beads that you exited at the end of the last step and then through the next two seed beads on the ring of sixteen seed beads (all beads highlighted in **RED**):



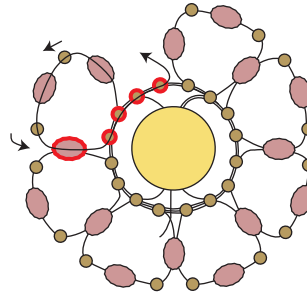
STEP 14: String a fire-polished bead, a seed bead, a fire-polished bead and a seed bead.

Go around and back up through the fire-polished bead that you added in the last step, through the two seed beads on the circle of sixteen seed beads that you exited at the end of the last step and then through the next two seed beads on the ring of sixteen seed beads (all beads highlighted in **RED**):

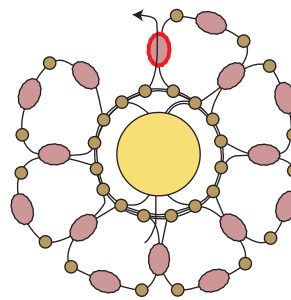


STEP 15: String a fire-polished bead, a seed bead, a fire-polished bead and a seed bead.

Go around and back across through the fire-polished bead that you added in the last step, through the two seed beads on the circle of sixteen seed beads that you exited at the end of the last step and then through the next two seed beads on the ring of sixteen seed beads (all beads highlighted in **RED**):

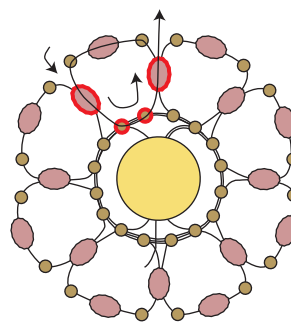


STEP 16: Go up through the fire-polished bead highlighted in **RED**:

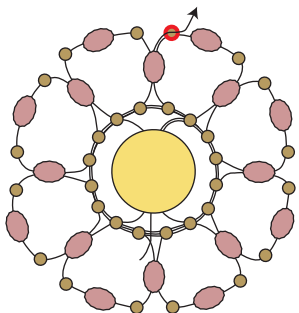


STEP 17: String a seed bead, a fire-polished bead and a seed bead.

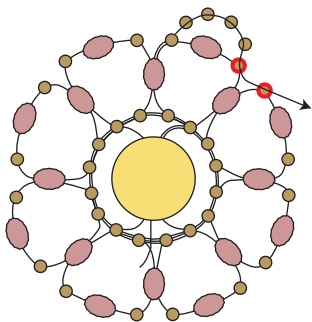
Go down through the fire-polished bead, across through the two seed beads on the circle of sixteen seed beads and up through the fire-polished bead highlighted in **RED**:



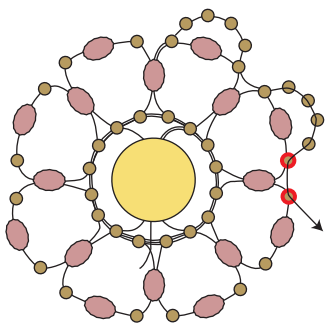
STEP 18: Go across through the seed bead highlighted in **RED**:



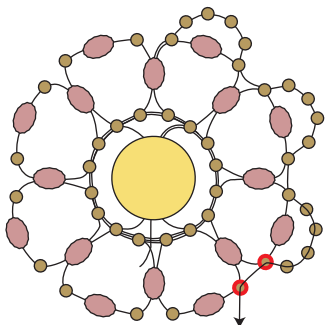
STEP 19: String four seed beads. Go around the fire-polished bead and through the two seed beads highlighted in **RED**:



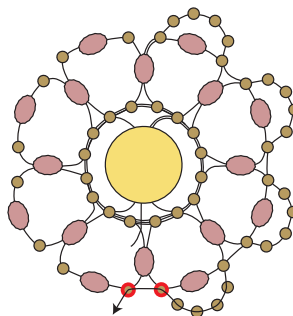
STEP 20: String four seed beads. Go around the fire-polished bead and through the two seed beads highlighted in **RED**:



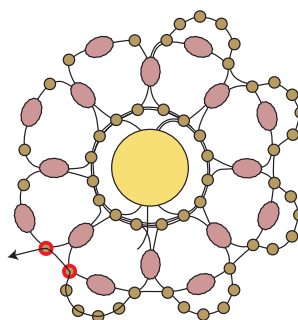
STEP 21: String four seed beads. Go around the fire-polished bead and through the two seed beads highlighted in **RED**:



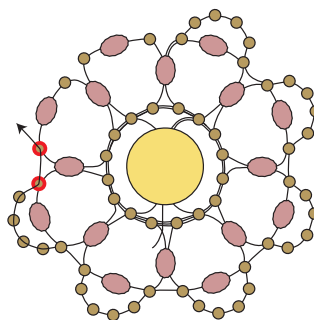
STEP 22: String four seed beads. Go around the fire-polished bead and through the two seed beads highlighted in **RED**:



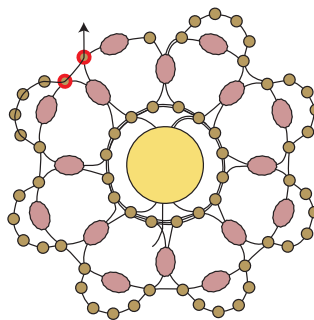
STEP 23: String four seed beads. Go around the fire-polished bead and through the two seed beads highlighted in **RED**:



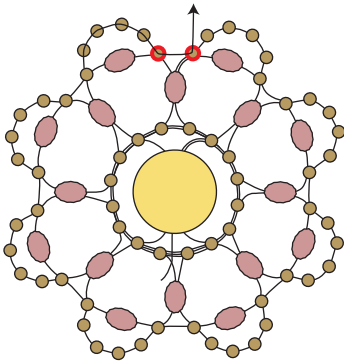
STEP 24: String four seed beads. Go around the fire-polished bead and through the two seed beads highlighted in **RED**:



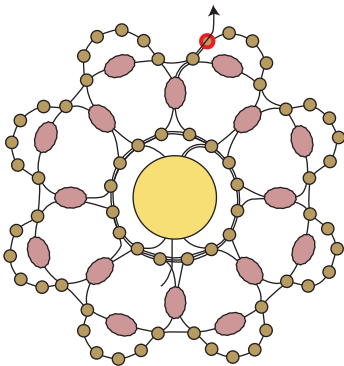
STEP 25: String four seed beads. Go around the fire-polished bead and through the two seed beads highlighted in **RED**:



STEP 26: String four seed beads. Go around the fire-polished bead and through the two seed beads highlighted in **RED**:

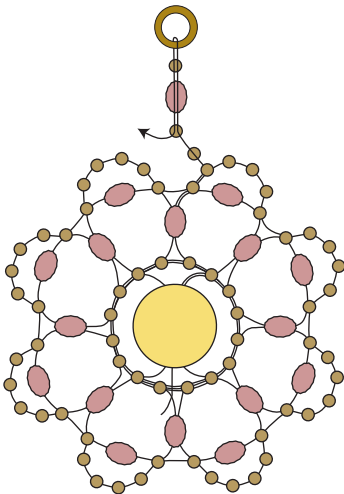


STEP 27: Go up through the seed bead highlighted in **RED**:

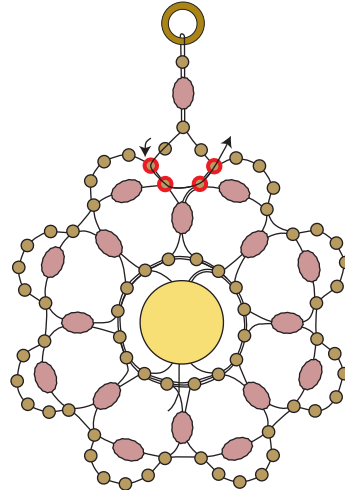


STEP 28: String two seed beads, a fire-polished bead and a seed bead.

Go through your jump ring and then back down through the seed bead, fire-polished bead and seed bead that you just strung:



STEP 29: String a seed bead. Go back around through the four seed beads highlighted in **RED**:



Weave your way back around through the jump ring again to reinforce the attachment.

Weave your way back into your earring, knot and cut your thread. Thread your needle with the tail from Step 1, weave your way into your earring, knot and cut your thread.

Attach your earring finding to the jump ring:

