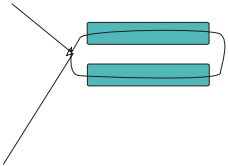


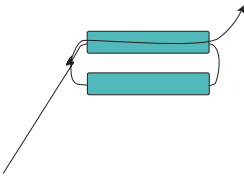
Ladder Stitch

The Ladder stitch is most often used as a starting base stitch for the herringbone weave and the brick stitch.

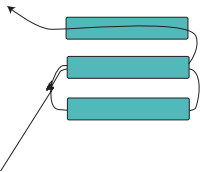
STEP 1: String two beads and tie them together in a double knot so they are stacked one on top of the other:



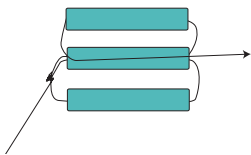
STEP 2: Go through the top bead again:



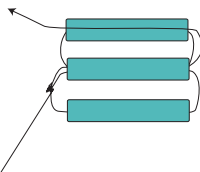
STEP 3: String another bead:



STEP 4: Go back through the second bead. Pull tight so the beads are stacked on top of one another:



STEP 5: Go through the third bead in the stack again:



Repeat Steps 3 to 5 until you have the number of beads you want. Remember to keep the tension tight as you do.